



• HOLLAND PARK •

CLASSICAL

PARQUET



Floors by

LEWIS ABBOTT

A member of Likewise®




Dovewing
1004

• HOLLAND PARK •

Whether you are looking for the perfect floor for your home or commercial interior, our Holland Park luxury vinyl flooring collections offer a solution for all areas.


The two incredibly distinctive ranges have been designed to provide style and practicality that every home and workplace deserves. A fantastic, affordable alternative to real hardwood flooring, Holland Park has an embossed finish with bevelled edges emulating the natural texture and grain of real wood. Practical too, thanks to a double coated protective top layer resulting in flooring that delivers on both design and performance.

This brochure will guide you through the Holland Park luxury vinyl tile (LVT) collections, helping to inform your design and selection process. From inspirational photography and designer floor layouts through to key maintenance information, we are with you every step of the way.



BEAUTIFULLY DESIGNED FLOORS IMAGINED






CLASSICAL • ENGLISH OAK

4




PARQUET • ENGLISH OAK

5




CLASSICAL • MONUMENT

6



PARQUET • MONUMENT

7



CLASSICAL • SHADOW OAK

8



PARQUET • SHADOW OAK

9




CLASSICAL • DOVEWING

10




PARQUET • DOVEWING

11



CLASSICAL • ARCTIC OAK

12



PARQUET • ARCTIC OAK

13



CLASSICAL • CITY OAK

14




PARQUET • CITY OAK

15



CLASSICAL • LOFT OAK



PARQUET • LOFT OAK




CLASSICAL • HERITAGE OAK



PARQUET • HERITAGE OAK




CLASSICAL • SMOKED OAK



PARQUET • SMOKED OAK

OVERVIEW



CREATE YOUR DREAM HOME

Our Holland Park flooring has been designed to perfectly suit your interior. A collection of 9 luxurious and eye-catching designs, available in classical and parquet styles



Classical planks offer a calm and spaciousness to any room. but equally hold their own in large spaces. Designed to impart a chic yet traditional look.

An age old laying method, herringbone patterns created with parquet are endless and gives your home a classic, luxurious look.

Our colours are inspired by nature and will create the perfect ambience to any room. Light colours will give your room a sense of openness. Brown colours will have a very natural and rustic feel, while timeless grey tones will keep your interior peaceful and cool.



WHY HOLLAND PARK?

There's nothing more inviting than a beautiful floor. Sophisticated and elegant, yet made to withstand the rigours of real life. Created for busy lifestyles, easy flooring, easy cleaning



100% Waterproof

For rooms that are subject to moisture and splashes, water-resistance is assured. Perfect for kitchens and bathrooms. Cleaning has never been so easy.



Scratch & Stain Proof

Thanks to its unique double pu top layer, it gives your floor lasting protection against wear and tear from falling objects, furniture marks, high heels, and more



Warranty

Our Holland Park flooring comes with a 15 year commercial and 20 year residential warranty. Durability for many years will be guaranteed.



Underfloor Heating

Holland Park LVT and underfloor heating go perfectly together.



Comfortable underfoot

Cosy, natural and warm. Soft to the touch and comfortable underfoot.



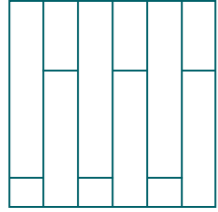
Sound reducing

Silent too, LVT has great sound absorbing qualities making it one of the quietest flooring around.

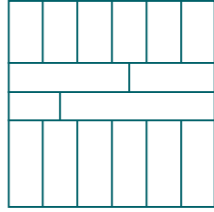


DESIGN FLOORS

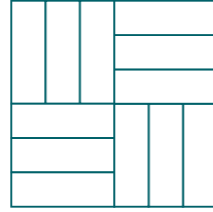
Create a truly unique floor design with our classical and parquet styles.



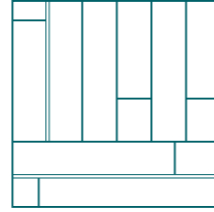
Straight Laid Plank – Random.



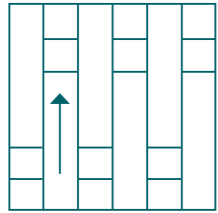
Double plank tramline.



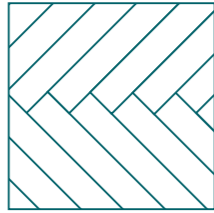
Woodblock Parquet.




Straight laid plank with tramline strip perimeter (tramline plants can be supplied in bespoke width).



Plank weave – full planks with square cut pieces running at 90°.



Herringbone design with full length planks.



Herringbone design (typically third length planks).



FLOOR CARE

Taking care of your new floor couldn't be easier. Simply follow these guidelines to keep it looking new for longer

- ✓ Your new flooring is ready to be used and doesn't need any special surface treatment.
- ✓ Remove any debris or grit regularly using a brush or vacuum cleaner.
- ✓ Clean your floor with warm water and a vinyl floor cleaning detergent using a microfibre floor mop.
- ✓ Wipe the floor with a dry cloth until no moisture is visible on the floor.
- ✓ Use entrance mats at doorways to prevent debris and dirt coming into contact with your floor.
- ✓ Use felt pad on furniture legs to protect your floor.





Floors by

LEWIS ABBOTT

A member of Likewise®